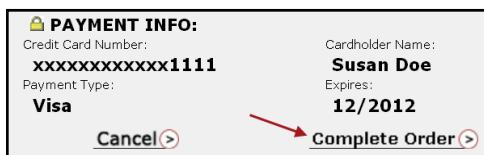
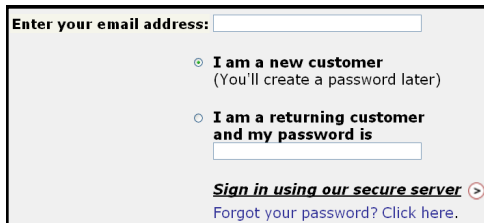
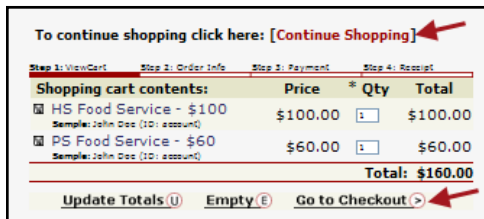
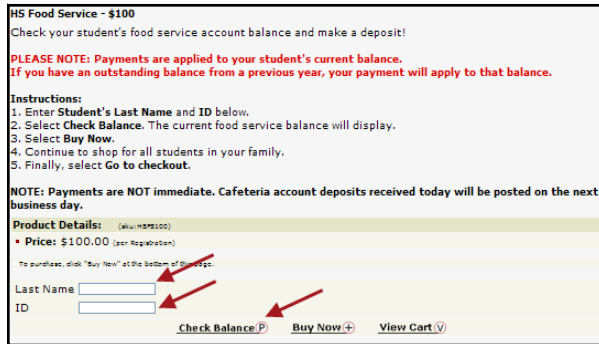


# Making a Purchase



1

To make an online payment (Visa/Mastercard credit/debit) (Not Pictured) Visit web store by visiting [www.rc255.net](http://www.rc255.net) and clicking the online payment button

2

Select a picture button or fee category under Browse

3

Select a product to purchase

4

Enter **Student's Last Name** and **ID**  
Select **Check Balance**  
The current food service balance will display

5

Click Buy Now

6

Click Continue Shopping to purchase additional items or items for all the students in your family OR

7

Click Go to Checkout

8

Enter your Email Address

- Select: New/Returning Customer (If Returning, enter password)
- Click Sign in

9

Fill in Billing Information

- Create Password if new customer

Fill in Payment Information

- Verify info
- Click Complete Order

10

(Not Pictured) View & Print Receipt  
Click Log out in the lower left corner  
Credit card statements will show payment made to the school district.